

# Trend line trade



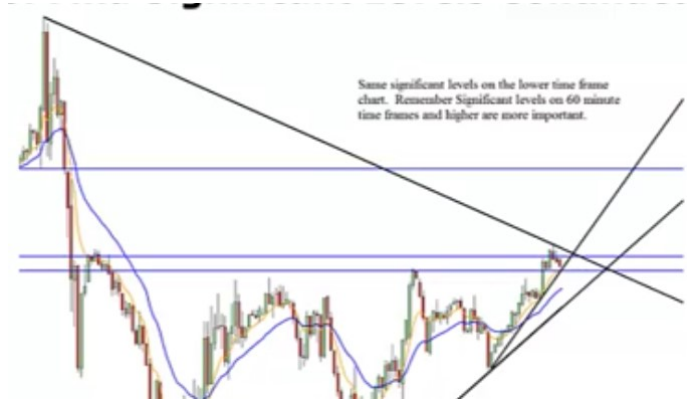
## Setup

- 1) Draw all CTD trend lines
- 2) Look for trend lines that price can close beyond
- 3) Look for simple or advanced space on left
- 4) **Look for simple space on HTF**



## Check R Zone

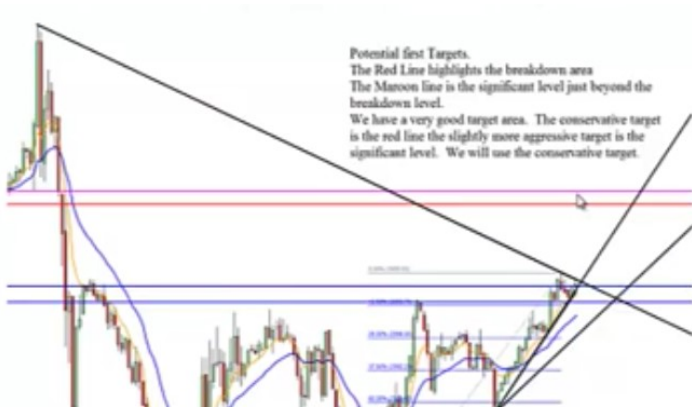
- 1) Cannot be in the way
- 2) **Check HTF– Target must be before the 8, after the 21 or in the R zone**



## Stops– Beyond:

- 1) Significant levels (60 min and higher)
- 2) Prior rotations
- 3) 21 EMA
- 4) Gann 12.5% extension





### Targets Phase 1– 1st Target

- 1) Other trend line
- 2) Prior rotation
- 3) Gann extension ( if all time high or low)
- 4) Significant level
- 5) Close of prior candle before space



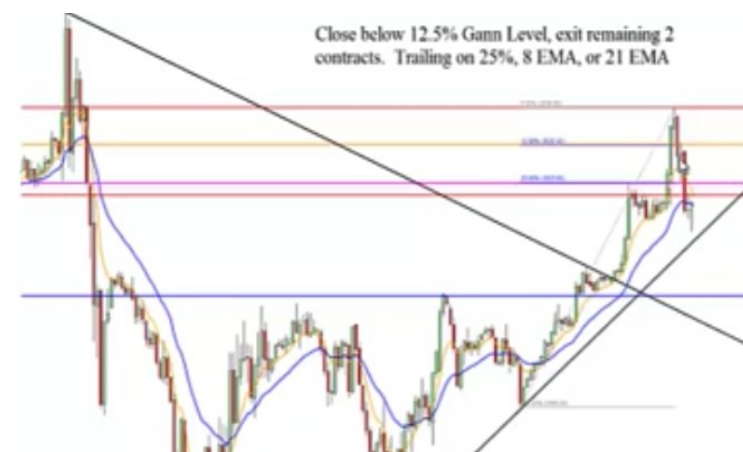
### Targets Phase 2– 2nd and 3rd Targets

- 1) End of space
- 2) End of next space if minor rotation in move



### Determine Entry Method

- 1) Close of candle– Best
- 2) R zone pullback
- 3) Break of candle
- 4) Check Sig levels– Close beyond!



### 2nd and 3rd Target

- 1) Risk reducer—On Rotation, move all stops to below rotation
- 2) 1st target hit—Move stops to under 21 or 25% whichever is farther
- 3) 2nd Target hit— Move stop to 12.5 Gann